

RESERVED



DEPARTMENT OF DEMOGRAPHY AND SOCIAL STATISTICS

OBAFEMI AWOLOWO UNIVERSITY, ILE-IFE

DSS 408 RAIN SEMESTER 2010/2011 Rain Semester Examination

INSTRUCTION Answer question 1 and any 3 questions

TIME ALLOWED: 2 hours

1. Figure I

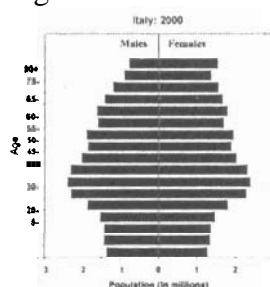


Figure II

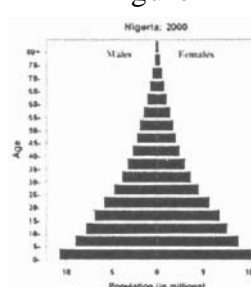


Figure III





Figure IV



Figure V



LIBRARY LIBRARY
RESERVED

1. Briefly describe each of the populations represented in the figures above with respect to the ageing process.
- ii. Compare the populations in figures II and V. What factors are likely to be responsible for the observed differences?
- iii. List 3 social consequences of the ageing pattern observed in figure III
- iv. Mention 4 economic consequences of the ageing pattern observed in figure II
2. Define the term 'active ageing'. Discuss the social and economic implications of the ageing process in Nigeria.
3. Briefly discuss the current level and pace of population ageing in Nigeria? What are the features of population ageing in the 21st century.
4. Using the demographic transition theory, explain the process of population ageing in African countries.
5. Briefly discuss the following giving relevant examples where necessary
 - i. The oldest old population
 - ii. Old age support ratio
 - iii. Retirement and older persons' participation in the labor force
 - iv. Marriage and living arrangements of older persons
 - v. Life expectancy at age 60

LIBRARY LIBRARY
RESERVED

6. Explain how migration affects the ageing of populations in the place of origin as well as at the place of destination giving relevant examples where necessary

